

## HOW TO PAY FEES GUIDE

Student fee payment at VU Sydney and VU Brisbane, is facilitated as follows:

- Students can make fee payment through [ECA VU MESHEH HE Portal](#) supported by [FLYWIRE Payment Platform](#).
- Students must login to [ECA VU MESHEH HE Portal](#) to view their fees invoice details and click “Pay Now” tab to be directed to [FLYWIRE Payment Platform](#) for making fee payments.

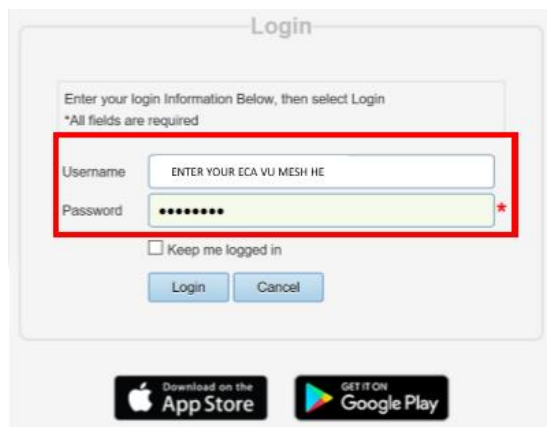
**Note:** Do not pay your fees through [MyVU](#) Portal.

### Step 1: ECA VU MESHEH HE ID Portal - Login Details

Go to <https://ecavu.meshedhe.com.au/> for accessing [ECA VU MESHEH HE Portal](#).

In “Login” page, fill **ECA VU MESHEH HE ID** (Eg:2025xxxxx) and password; and click on “Login” tab.

**Note:** First-time password will be your date of birth (Eg:ddmmyyyy). Do not use VU ID (Eg: s860xxxxx).



### Step 2: ECA VU MESHEH HE ID Portal - Fees Payment Details

In “Home” page, click "Payment" tab to view your **Invoice Due Amount** and **Invoices**.



## Victoria University Sydney and Brisbane

### Step 3: ECA VU MESHEd HE ID Portal - Student Payment Summary

In “Student Payment Summary” page, your Invoice Due Amount (total overdue fees) will be displayed as follows:

#### Student Payment Summary Page

---

**Student & Course Info**

Student ID: 202500002      Student name: Mrs Test Student

Courses enrolled: NBIT : Bachelor of Information Technology-17/02/2025 - Enrolled

Campus Name: Sydney Campus (Sydney City)

Agent Name: Victoria University Sydney and Brisbane

Course Duration: 17/02/2025 - 13/02/2028 (156 Week)      Status: Enrolled

Total Course Fee: \$73,920.00      Total Fee Paid: \$2,843.75

Total Course Fee Balance Due: \$71,076.25      Course Miscellaneous Fee Due: \$0.00

Invoiced Due Amount: \$8,531.25      Total Miscellaneous Fee Due: \$0.00

In “Student Payment Summary” page, all the invoices will be displayed as follows:

Tuition Fee Payments

Invoice schedule(s) for student: 2025001940; CourseId: NBIT

Invoice Due Date	Invoice Number	Invoice Start Date	Fees	Invoice Cr.	Fee Paid	PayFees Online
07 Mar 25	78873	24 Feb 25	\$2,843.75	\$0.00	\$2,843.75	
04 Mar 25	78873	24 Mar 25	\$2,843.75	\$0.00	\$0.00	Pay Now
09 May 25	78873	28 Apr 25	\$2,843.75	\$0.00	\$0.00	Pay Now
09 Jun 25	78873	28 May 25	\$2,843.75	\$0.00	\$0.00	Pay Now

In “Student Payment Summary” page, all the payments made will be displayed as follows:

Icons Description: [Modify or delete payment schedule](#) | [Pay schedule fee](#) | [View schedule pay info](#) | [Generate student invoice](#) | [Generate agent invoice](#)

Paid payment list for student: 202500002; courseId: NBIT

Tran No.	Invid	Receipt No.	Student Paid	Paid Date	Bank Deposited	Deposit Date	Payment Mode	Scholarship	Refunded	Agent Bonus	Bad Debt	Remarks
122158	74973	2016768683	2843.75	07/02/2025		2843.75	Bank Deposit		0.00	0.00	0.00+No GST=0	0.00 ; Last updated by: shyam.panthi @ 07/02/2025

Icons Description: [Refund payment](#) | [Modify transaction](#) | [Generate student receipt](#) | [Generate agent receipt](#) | [Delete transaction](#)

[Reverse Transaction](#) | [Revert Back to Normal Transaction](#)

- After checking the Invoiced Due Amount in [ECA VU MESHEd HE Portal](#), click “Pay Now” tab of relevant invoices to be directed to [FLYWIRE Payment Platform](#) to pay your fees.

**Note:** “Pay Now” tab is linked to [FLYWIRE Payment Platform](#) - <https://vu-syd-bris.flywire.com>.

## Victoria University Sydney and Brisbane

### Step 4: FLYWIRE Portal - Your Payment

In “Your Payment” page, select country where payment will be made from the drop-down list.

In "Tuition Fee" section, fill the **Invoice Due Amount** from [ECA VU MESHED HE Portal](#) as at payment date and click on “Next” tab.

**Note:** You will need to clear all overdue fees as at payment date.

### Your payment

The payment will come from

Country or region *	Australia	⌵
---------------------	-----------	---

Victoria University, Sydney and Brisbane receives

Leave fields blank where not applicable

A\$	Tuition Fee *	1,000.00
-----	---------------	----------

A\$	Enrolment Fee *	0.00
-----	-----------------	------

A\$	Course Material *	0.00
-----	-------------------	------

A\$	OSHC *	0.00
-----	--------	------

A\$	Graduation Fee *	0.00
-----	------------------	------

A\$	Postage Fee *	0.00
-----	---------------	------

A\$	Other *	0.00
-----	---------	------

Total: **A\$1,000.00**

Amount will be formatted in the destination currency, in this case Australian Dollars. i.e. 10,000.00 for ten thousand AUD.



Next →


## Victoria University Sydney and Brisbane


### Step 5: FLYWIRE Portal - Select your preferred payment method

In “Select your preferred payment method” page, click on “Select” tab to pay through your preferred payment option.


### Select your preferred payment method



 **Best Price Guaranteed** Subject to terms and conditions 

 Bank Transfer in Australian Dollars (AUD)  
**A\$1,000.00** [Select](#)


 BPAY in AUD  
**A\$1,000.00** [Select](#)



[Important info](#)

 Debit Cards in AUD - Australian Issued Cards Only  
**A\$1,007.50** [Select](#)  
Includes a\$7.50 fee

Supports:  

[Important info](#)

 Credit Cards in AUD - Australian Issued Cards Only  
**A\$1,012.50** [Select](#)  
Includes a\$12.50 fee

Supports:  

[Important info](#)

[I want to pay in another currency](#)

[← Previous](#)

**Note:** There will be a nominal surcharge for payments made through Debit or Credit cards.

## Victoria University Sydney and Brisbane

### Step 6: FLYWIRE Portal - Payer information

In “Payer information” page, fill the required details and ensure “ I have read, understand, and agree to the Flywire [Terms of Use](#) and [Privacy Policy](#)” is ticked; and click on “Next” tab.

#### Payer information

**i** Please provide the details of the person whose card/bank account will be used to pay.

(\*) required field

<input type="text" value="Email *"/>	<input type="text" value="First name *"/>
<input type="text" value="Middle name"/>	<input type="text" value="Family name *"/>
<input type="text" value="Address 1 *"/>	<input type="text" value="Address 2"/>
<input type="text" value="City *"/>	<input type="text" value="State / Province / Region"/>
<input type="text" value="Zip code / Postal Code"/>	+ 61 <input type="text" value="Phone number *"/>

Receive text notifications on your payment status

I would like to receive emails from Flywire about future discounts, promotions and offers

I have read, understand, and agree to the Flywire [Terms of Use](#) and [Privacy Policy](#)

[← Previous](#) [Next →](#)

### Step 7: FLYWIRE Portal - Information for Victoria University, Sydney and Brisbane

In “Information for Victoria University, Sydney and Brisbane” page, fill the required details and click on “Next” tab.

**Note:** You must enter **ECA VU MESHED HE ID** in the Offer ID/Student ID section.

#### Information for Victoria University, Sydney and Brisbane

(\*) required field

Student Information

<input type="text" value="First Name *"/>	<input type="text" value="Last Name *"/>
<input type="text" value="Date of Birth *"/> dd/mm/yyyy	<input type="text" value="Student Email Address *"/>
<input type="text" value="Offer ID/Student ID *"/>	

[← Previous](#) [Next →](#)

## Victoria University Sydney and Brisbane

### Step 8: FLYWIRE Portal - Review and confirm payment information

In “Review and confirm payment information” page, check if all details are correct and click on “Pay” tab.



Help Login English

#### Review and confirm payment information

<b>Payment information</b>	<p>You will send <b>AS1,007.00</b> <small>INCLUDES AEST AD FEE</small></p> <p>Victoria University Sydney and Brisbane will receive <b>AS1,000.00</b></p> <p>Country or region <b>Australia</b></p>	<p>Tuition Fee <b>AS1,000.00</b></p> <p>Enrollment Fee <b>AS0.00</b></p> <p>Course Material <b>AS0.00</b></p> <p>ESHC <b>AS0.00</b></p> <p>Graduation Fee <b>AS0.00</b></p> <p>Package Fee <b>AS0.00</b></p> <p>Other <b>AS0.00</b></p>
<b>Payment method</b>	<p>You selected <b>Debit Cards in AUD - Australian Issued Cards Only</b></p>	
<b>Payer information</b>	<p>First name <b>Text</b></p> <p>Family name <b>Text</b></p> <p>Address 2 <b>-</b></p> <p>State / Province / Region <b>2311</b></p> <p>Country <b>Australia</b></p> <p>Email <b>abc@gmail.com</b></p>	<p>Middle name <b>-</b></p> <p>Address 1 <b>1231</b></p> <p>City <b>Sdney</b></p> <p>Zip code / Postal Code <b>231</b></p> <p>Phone number <b>+61 09076543254</b></p>
<b>Student information</b>	<p>First Name <b>Text</b></p> <p>Date of Birth <b>12/12/2000</b></p> <p>Student Email Address <b>Text@gmail.com</b></p>	<p>Last Name <b>Text</b></p> <p>Office ID/Student ID <b>200000</b></p>

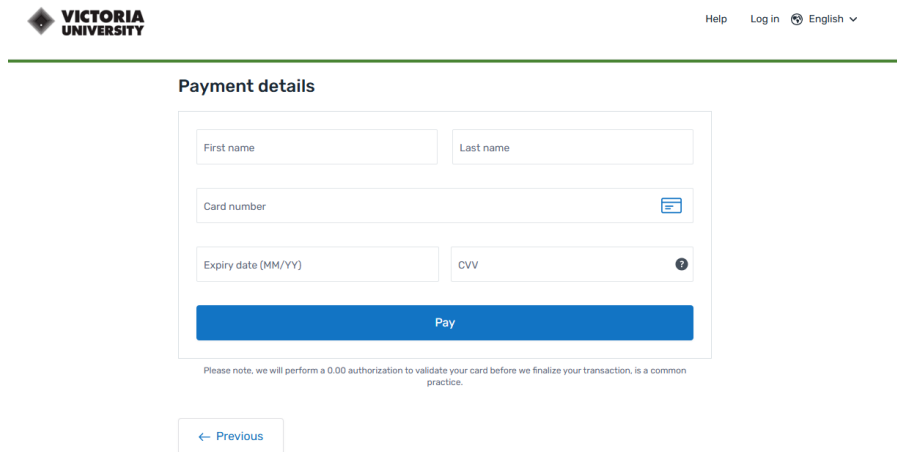
**i** We will use **abc@gmail.com** and **+61 09076543254** as contact details for notifications and any payment-related issues. [Visit details.](#)

← Previous

Pay →

## Step 9: FLYWIRE Portal - Payment details


In “Payment details” page, fill the required details and click on “Pay” tab.



The screenshot shows the 'Payment details' page in the Flywire portal. At the top left is the Victoria University logo, and at the top right are links for 'Help', 'Log in', and 'English'. The main form contains fields for 'First name', 'Last name', 'Card number', 'Expiry date (MM/YY)', and 'CVV'. A blue 'Pay' button is positioned below these fields. A small note below the button states: 'Please note, we will perform a 0.00 authorization to validate your card before we finalize your transaction, is a common practice.' At the bottom left of the form area is a '← Previous' button.

## Step 10: FLYWIRE Portal - Payment Confirmation

In “Payment Confirmation” page, you can download your receipt.



### Note:

- **Email:** Flywire will send payment notifications to the payer's email when they receive the funds and when it is delivered to VU Sydney/Brisbane.
- **Tracking link:** The payment notifications emailed to you will contain a tracking link in which you can check your payment status at any time. The tracking link will remain valid for 90 days.
- **SMS:** If you opt to receive SMS notifications, Flywire will send you payment status updates once they receive the funds and when it is delivered to VU Sydney/Brisbane.
- **Flywire Account:** If you create a Flywire account, you can log in to access, track and manage your payment from the "My payments" section of your account.